

**SABRE**  
ELEVATOR

# VICTORIAN HOME ELEVATOR

HYDRAULIC DRIVE



# SABRE

## ELEVATOR

## VICTORIAN HOME ELEVATOR

Thank you for considering Sabre Elevator for your next project. Our mission is to provide you with the highest-quality elevators on the market at a competitive price. With our expert advice, we will help you achieve your project's goals.

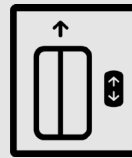
Whether it's a new build or retrofitting the Victorian into an existing home, the process can be quite simple and straight forward. Our Victorian model will add an elegant touch to your home decor. Used for personal convenience or to aid those with restricted mobility, the Victorian is the most reliable elevator on the market.



**2:1 ROPED  
HYDRAULIC**



**1000LB  
WEIGHT  
CAPACITY**



**SPEED  
40FPM**



**UP TO 50 FEET  
OF TRAVEL**





# SABRE ELEVATOR

## LIVE IN COMFORT AT HOME

The Victorian is equipped with a hydraulic cable system that offers a smooth and comfortable run. With its wide range of cab styles and designs the Victorian uses quality material, wood finishes, and fixtures. Cabs can be custom-built with precision and beauty by experienced craftsmen here in North America. Each step in the design process is guided by your choice of cab finishes, handrails, light fixtures, gates, and other finishes. The Victorian door system allows for flexibility in your home. The convenience of our sliding door system on the elevator car, and automatic or manually operated swing doors on the landings preserve your design elements and privacy, while maintaining the maximum use of your home. Whether you're building your dream home or simply want to enjoy the freedom to access all levels of your present home, we have the elevator that will fit your lifestyle.



### GATES AND DOORS

Enjoy the convenience of our sliding door system on the elevator car, and automatic or manually operated swing doors on the landings.

### PREMIUM MATERIALS

Attention to detail is reflected in the choice of premium materials offer a finished and superior product.

### SEAMLESS

Seamless integration allows you to preserve the design elements of your home.

## STANDARD FEATURES


<b>POWER SUPPLY</b>	<i>Power Unit adaptable to any home power source, 220/1, 208/3</i>
<b>DRIVE SYSTEM</b>	<i>2:1 roped hydraulic</i>
<b>MAX CAPACITY</b>	<i>1,000 lbs, 1,400 lbs available for some sizes</i>
<b>NUMBER OF STOPS</b>	<i>2-5 stops</i>
<b>TRAVEL SPEED</b>	<i>40 fpm</i>
<b>MAX TRAVEL</b>	<i>50 feet max</i>
<b>SAFETY</b>	<i>Emergency lighting, fire rated cab and doors available, emergency lowering with battery backup, emergency stop alarm</i>

# SABRE

## ELEVATOR


# DESIGN YOUR ELEVATOR

## CAB FINISHES



(Finish shown: Gibraltar)

### MELAMINE




Kodiak

Gibraltar

Palomino

Argento

Alibaster



White  
Smoke

Frost

Tektonik

Anise

Serenity

### WOOD VENEER




Oak

Maple

Walnut

Cherry

### MDF



MDF  
(unfinished)

## DOOR OPTIONS

### MANUAL OR AUTOMATIC GATE




#### Available Door Finishes




White



Black



Brushed  
Aluminum




Clear  
Acrylic

### AUTOMATIC SLIDING DOORS



#### Available Door Finishes



Beige



Stainless  
Steel

# SABRE ELEVATOR

## DESIGN YOUR ELEVATOR

### Lighting



Four Recessed LED Lights (Standard)



Two Recessed LED Lights (Optional)

### Additional Options

- Automatic Swing Door Operators
- 8' Cab
- 8' Doors
- Custom Doors
- Fire-Rated Doors
- Handrails
- Moving Blankets
- Flush Mount Doors
- Custom Cabs
- Custom Call Stations
- Door Baffles
- Cab Speakers
- Mirrors
- Glass Cabs
- Custom Operating Panels
- Custom Buttons
- Flush Mount Door Frames
- Extended Warranty

### Operating Panels



Stainless Steel (Standard)



Touchscreen

### WARRANTY

36 month limited warranty\* on parts from the date of installation. 12 month labour warranty from the date of installation. Certain conditions apply. Please refer to your owner's manual or for more information please contact us.

### MAINTENANCE

Sabre Elevator recommends maintenance to be completed at least once per year. More frequent maintenance may be recommended in high usage situations

# SABRE

## ELEVATOR



[info@sabreelevator.com](mailto:info@sabreelevator.com)



[www.sabreelevator.com](http://www.sabreelevator.com)



1-866-659-LIFT

7111 Syntex Dr 3rd Floor, Mississauga, ON L5N 8C3  
\*By Appointment Only\*